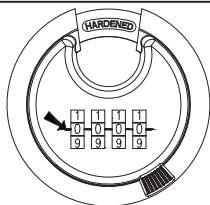
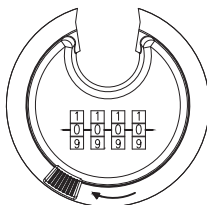


## Tabaluku avamine esimest korda



①

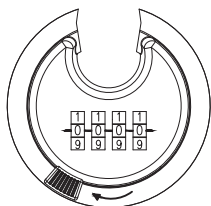
Sisestage tootjapoolne kood  
"0-0-0-0"



②


Tõmmake alumist liugurit ja  
tabalukk avaneb.

## Uue koodi seadistamine/muutmine



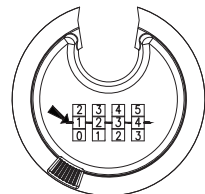
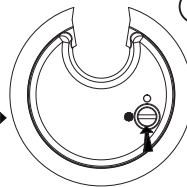
①

Avage tabalukk.



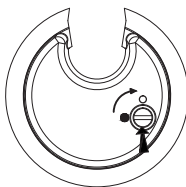
②

Keerake nupp näidatud suunas.



③

Joondage kettad teile  
sobivasse kombinatsiooni.



④

Keerake nupp tagasi näidatud suunas.  
Nüüd on uus kood määratud.

