

ASSA Connect 300-series

Lock Cases



310-50
Latch hook bolt lock
ASSA Connect 310



311-50
Hook bolt lock
ASSA Connect 311



313-50
Hook bolt lock
ASSA Connect 313

Application 310

Lock case for interior doors in industrial buildings, shops etc.

Features

- Available with backset 70, 50 or 35 mm
- With hook bolt and lever latch
- Handing of the lever latch is reversible
- Lever latch of hardend steel for fire-rated doors
- The hook bolt interlocks door and frame
- CE-certified
- Used with ASSA strike plate 1264-1, 8

Function

- The hook bolt is operated with key or thumbturn
- The lever latch is retracted with lever handle or key

Application 311

Lock case for interior doors in industrial buildings and shops, in sliding doors, swing doors etc.

Features

- Available with backset 70, 50 or 35 mm
- With hook bolt
- The hook bolt interlocks door and frame

Function

- The hook bolt is operated with key or thumbturn
- Used with ASSA strike plate 1264-1, 8

Application 313

Lock case for interior doors, sliding and swing doors, shops and entrance doors etc.

Features

- Available with backset 70, 50 or 35 mm
- With hook bolt and adjustable roller latch
- The hook bolt interlocks door and frame
- Combined with pull handle or push plate
- Used with ASSA strike plate 1266

Function

- The hook bolt is operated with key or thumb turn
- The roller latch is depressed by the striking plate

ASSA[®]
ASSA ABLOY

ASSA Connect 300-series

Lock Cases

Entrance and interior doors

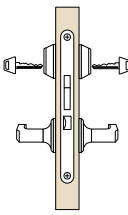
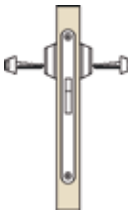
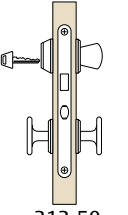
Lock case for entrance and interior doors where the requirements of burglary resistance are subordinate the function.

The product is developed to it's life cycle provide minimal impact on the environment.

Environment

This product is designed to during it's life cycle provide minimal impact on the environment.

The product is recycled as scrap metal. Any micro-switches are separated and recycled as electronic waste.

Lock case	Application	Exterior function		Interior function
ASSA 310-50 310-70 310-35	Lock case for interior doors in offices, industries, toilette doors etc.	A 90° turn of key revokes the deadlock and places the hook bolt in thrown or withdrawn position. When hook bolt is in withdrawn position key operates latch bolt at 95°. Lever handle retracts latch bolt.		A 90° turn of key revokes the deadlock and places the hook bolt in thrown or withdrawn position. Lever handle retracts latch bolt. When hook bolt is in withdrawn position key operates latch bolt at 95°. Lever handle retracts latch bolt.
ASSA 311-50 311-70 311-35	Lock case for sliding and swing doors equipped with a pull handle or a push plate.	A 90° turn of key revokes the deadlock and places the hook bolt in thrown or withdrawn position.		A 90° turn of key revokes the deadlock and places the hook bolt in thrown or withdrawn position.
ASSA 313-50 313-70 313-35	Lock case for interior doors, push and swing doors, shops and entrance doors etc.	A 90° turn of key revokes the deadlock and places the hook bolt in thrown or withdrawn position. The door-knob is fixed.		A 90° turn of thumb turn revokes the deadlock and places the hook bolt in thrown or withdrawn position. The door-knob is fixed.

ASSA®

ASSA ABLOY

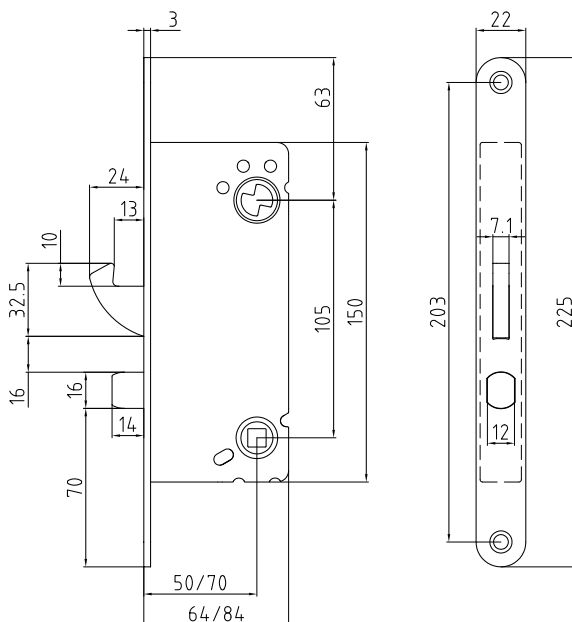
ASSA ABLOY, the global leader in door opening solutions, dedicated to satisfying end-user needs for security, safety and convenience.

ASSA AB
P.O. Box 371
SE-631 05 Eskilstuna
Sweden

phone +46 (0)16 17 70 00
fax +46 (0)16 17 72 10

Customer support:
phone +46 (0)771 640 640
fax +46 (0)16 17 73 72
e-mail: helpdesk@assa.se

www.assa.se



Dimension drawing,
Connect 310-50/70