

Mortice latch

212

212 latch

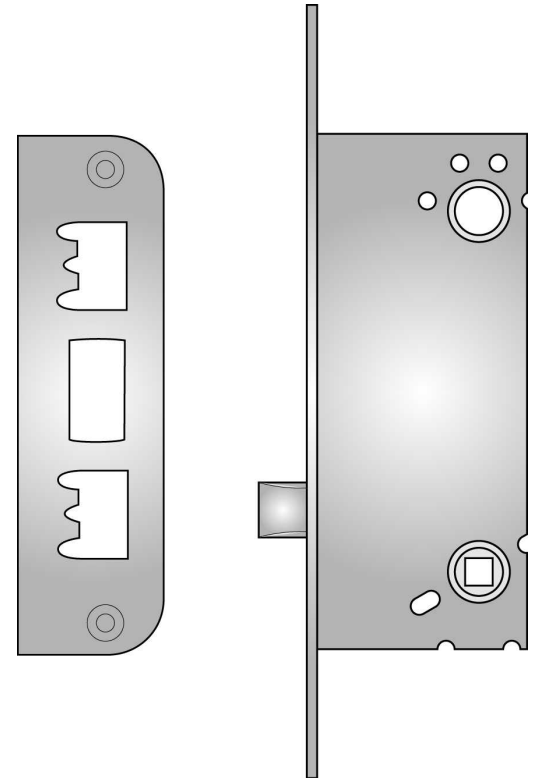
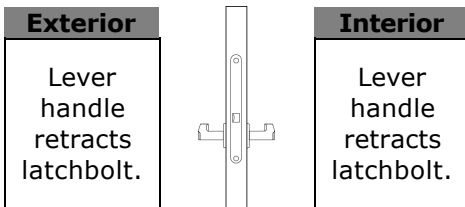
ASSA ABLOY

Application:

Latch for inner doors where locking is not required.
 Accessories bolt through lockcase for added strength.
 Supplied as standard with striking plate.
 For finishes and dimensions see Lockcases Information appendix.
 When ordering please specify hand and door thickness.

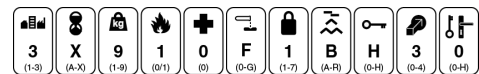
Specification:

Latch for inner doors. Latchbolt reversible without opening lockcase. No locking device. For use with lever handles.
 Available with 35mm, 50mm or 70mm backset.

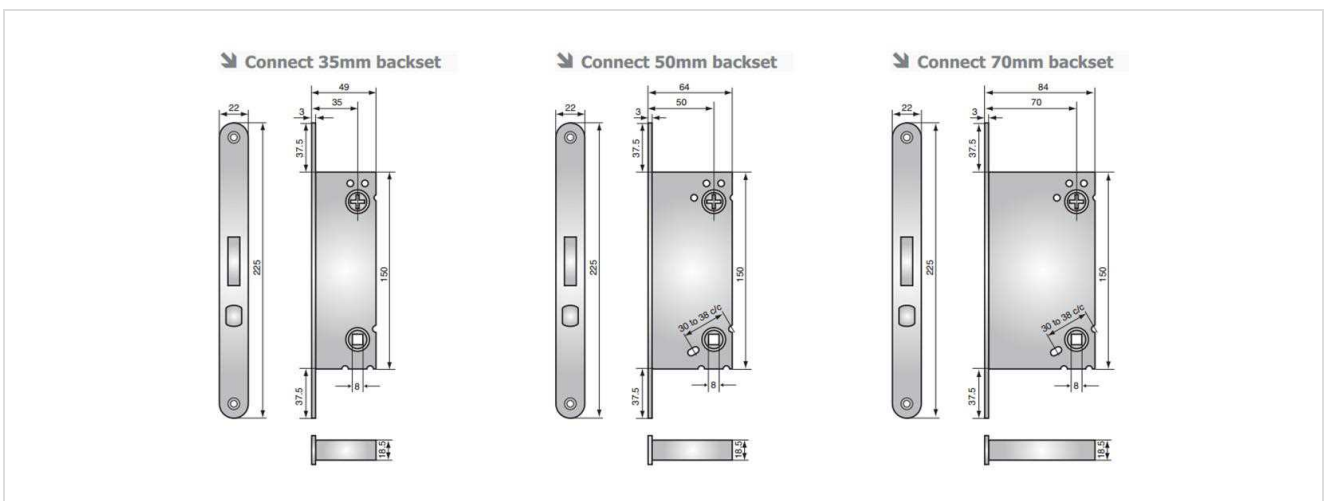


Finish:

Product has been successfully type-tested for conformity to BS EN 12209.
 Regular audit testing is undertaken.



Technical Design:



Mortice latch

212

212 latch

ASSA ABLOY

Variants:

Code	Description
LS35751416357	CONNECT 212/50 (WITH STRIKE)
LS35752716357	CONNECT 212/70 (WITH STRIKE)
LS35752616357	CONNECT 212/35 (WITH STRIKE)